



Sonic
Skin Dx

Clinpath Laboratories

Skin Testing Resources

Order Form

Doctor Name:

Practice Name:

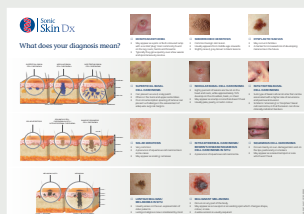
Phone Number:

Address:

☐ Request a visit from a Client Liaison representative to explain skin testing with Sonic Skin Dx




☐ Patient DL Brochure



☐ A4 Skin Cancer Chart



☐ A2 Skin Cancer Poster




☐ Skin Lesion Ruler Stickers (Sheet)



☐ PVC Skin Ruler




☐ Doctor Information Brochure



☐ Clinical Audit - Brochure

☐ Clinical Audit - Registration




☐ Surgical Audit Request Form




☐ Skin Cancer Surgical Audit - How to guide



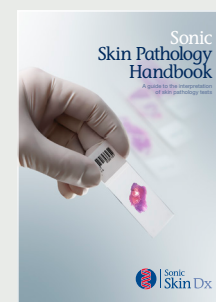
☐ Sonic Dx Brochure



☐ Sonic Edu Brochure



☐ Sonic Pathology Handbook



☐ Sonic Skin Pathology Handbook

To action the above order, please either

① Fax this back to us on (08) 8366 2097 ② Email this back to Tania Bailey, tbailey@clinpath.com.au

③ Leave this form for collection by your Clinpath Courier

Excellence in Skin Cancer Diagnosis

Excellence in skin cancer diagnosis and management requires a collaborative approach between the referring doctor and the reporting histopathologist to ensure optimal patient outcomes.

Specialist dermatopathologists and histopathologists

Sonic Skin Dx histopathologists are dedicated, diligent and intellectually inquisitive by nature. Their exposure to thousands of samples develops the intuitive expertise that allows them to diagnose complex skin conditions.

They are world leaders in skin pathology, whose expertise and commitment to ongoing professional development, ensure that we provide accurate diagnoses, regardless of the complexity or obscurity of the episode.

- Depth and breadth of skin pathology expertise and experience
- Internationally recognised dermatopathologists and specialist pathologists
- Diagnosis in all aspects of dermatology, including inflammatory disorders of the skin itself, as well as a large number of related gynaecological, male genital, dental and ocular conditions, and disorders of the hair and nails
- Experience in rare conditions – immediate access to testing by other parts of our laboratory
- The largest range of ancillary investigative techniques – including histochemistry (special stains), immunohistochemistry, immunofluorescence and molecular genetic testing
- Ongoing access to education
- Online results
- The ability to earn CPD/PRPD points

The benefits of being part of Australia's largest pathology company

Backed by the resources of Australia's largest pathology company, Sonic Skin Dx provides you and your patients with specialist expertise from your local laboratory, regardless of where it is within Australia.

Skin samples are analysed and reported locally in each state, allowing referring doctors to develop a close relationship with their local pathologists.

National collaboration allows ongoing interaction with colleagues around Australia to share and discuss insights on rare or difficult diagnoses, while also facilitating excellence in skin pathology reporting.

The final diagnosis in skin pathology integrates the histological findings with results from other pathology disciplines such as genetics, microbiology, haematology, biochemistry and immunoserology.

The on-site consultation and synergistic approach between reporting pathologists from different sub-specialties helps to provide you with a cohesive report on your patient's condition.

For this reason sending skin work to a full service laboratory provides more comprehensive reporting for complete diagnoses.

Sonic Skin Dx's integrated approach provides you with a cohesive report on your patient's condition, regardless of its complexity or rarity

How to get a better diagnosis

Clinical notes can often have a strong impact on the final diagnosis. The information that you provide in the clinical notes section can be an important platform for discussion between the referring doctor and the reporting histopathologist.

- Clinical notes are always considered by the reporting histopathologist
- Including all relevant information on the request form can help provide a better diagnosis
- Initiating a telephone conversation with the reporting pathologist



Skin Cancer Audit – Earn CPD/PRPD points

Our Skin Cancer Audit is a professional development tool that uses peer comparisons to allow participants to evaluate and refine their diagnostic, detection and collection skills.

The audit provides participants with useful feedback about diagnostic accuracy, margin accuracy, suitability of surgical management types and comparisons of your provisional diagnoses compared to the histological diagnoses.

As an independent program involving more than 3,700 participating general practitioners across an extensive national database, the surgical audit provides eligible participants with 40 category 1 RACGP QI and CPD points per audit (2 x 6 month time-intervals) and 30 PRPD and 30 Surgery MOPS points per triennium for an audit, plus additional core points are available for ACRRM doctors who complete further audits (2 x 6 month time-intervals) in the triennium.